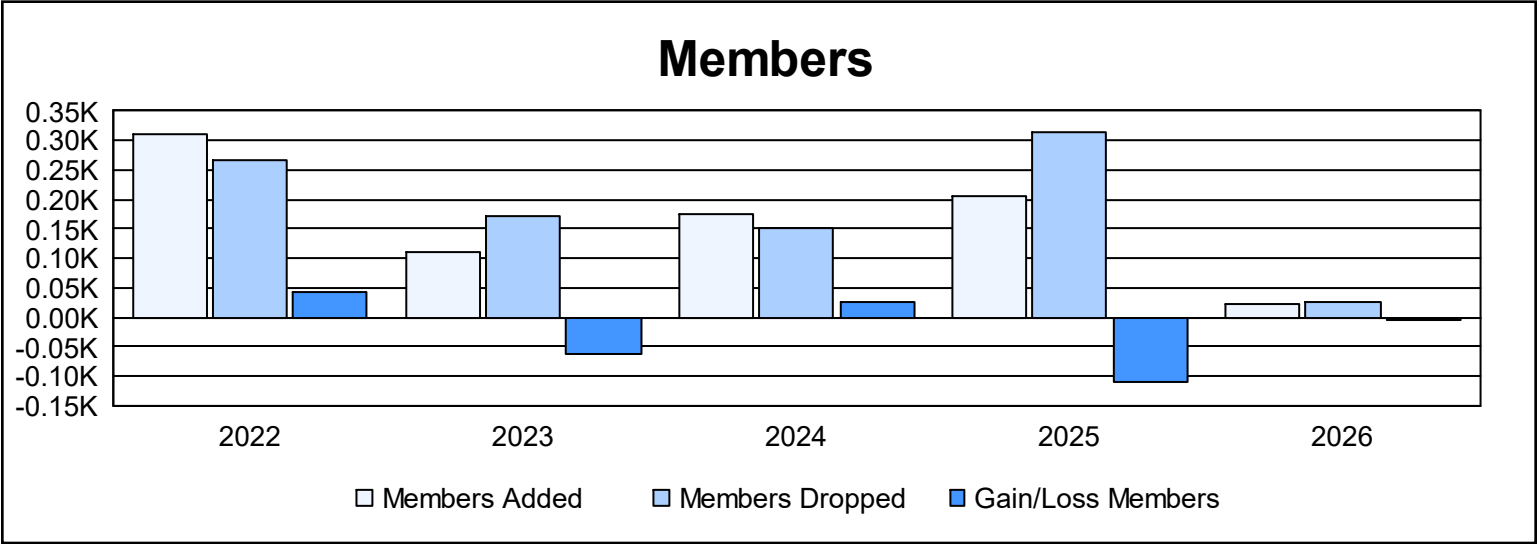
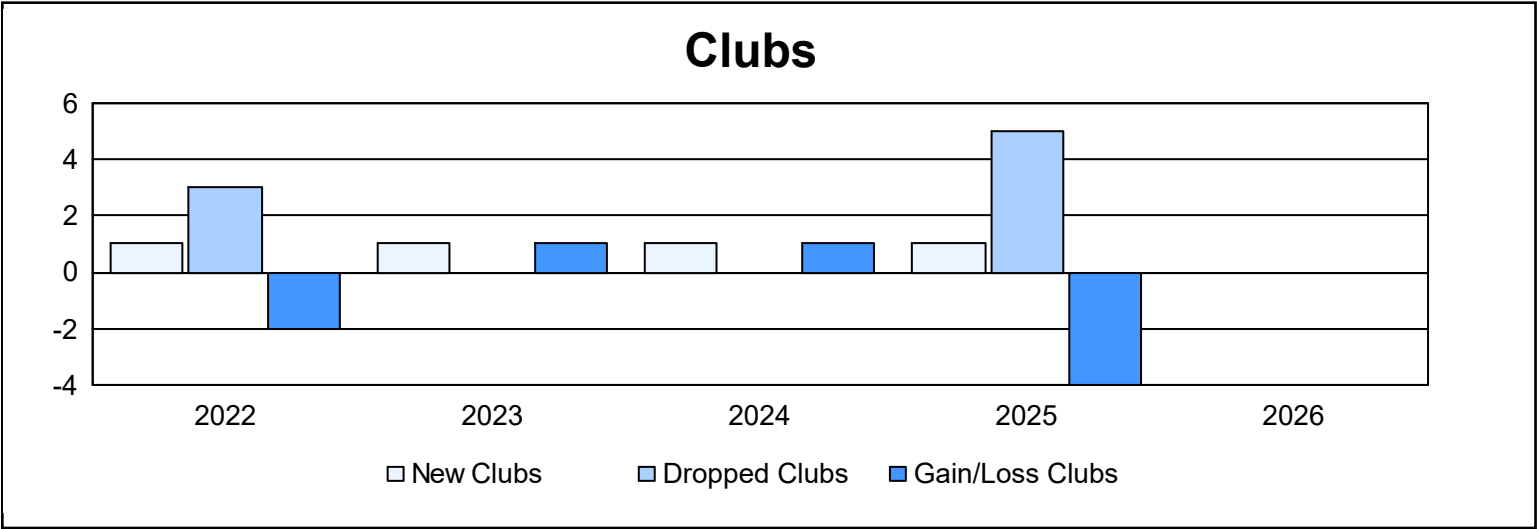
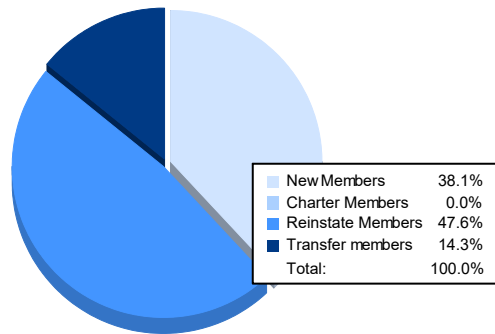


| Year | New Clubs | Dropped Clubs | Gain/ Loss Clubs | New Members | Charter Members | Reinstate Members | Transfer Members | Total Member Added | Total Members Dropped | Gain/ Loss Members |
|-----------|-----------|---------------|------------------|-------------|-----------------|-------------------|------------------|--------------------|-----------------------|--------------------|
| 2021-2022 | 1 | 3 | -2 | 208 | 29 | 57 | 17 | 311 | 268 | 43 |
| 2022-2023 | 1 | 0 | 1 | 76 | 26 | 8 | 0 | 110 | 171 | -61 |
| 2023-2024 | 1 | 0 | 1 | 69 | 68 | 24 | 14 | 175 | 150 | 25 |
| 2024-2025 | 1 | 5 | -4 | 172 | 0 | 29 | 4 | 205 | 314 | -109 |
| 2025-2026 | 0 | 0 | 0 | 8 | 0 | 10 | 3 | 21 | 26 | -5 |
| Average | 1 | 2 | -1 | 107 | 25 | 26 | 8 | 164 | 186 | -21 |



Membership Composition September 2025 Cumulative



Gender Composition September 2025 Cumulative

